


Communication and Language at Greenfield Primary School

Speaking and Listening Skills

- ◉ Across the country children's speaking and listening skills have dipped.
- ◉ We are aiming to support the children in our school to raise the standard of their speaking and listening skills.




Tree of Language



Environment

Praise



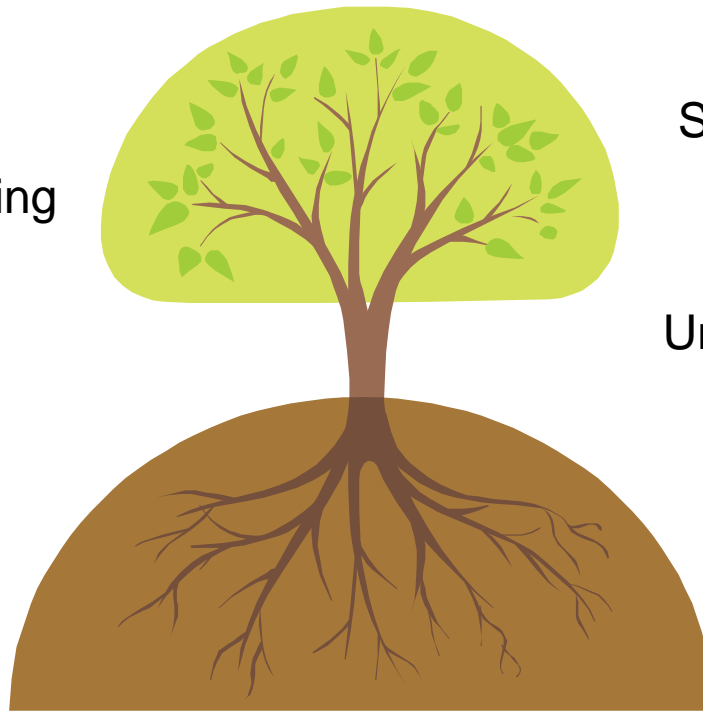
Words and Talking

Speech sounds

Understanding

Interactions

Attention and Listening



Symbolised Environment

- ◉ Symbolised timetable - especially supports new children and English with Additional Language children
- ◉ Symbols around the environment helps children become more independent in selection of resources and tidying up



Language Groups

- ◉ In Nursery:
 - ◉ the children are in small groups of six to develop their language skills.
 - ◉ Each group meets four times a week for a 15 minute session
- ◉ In Reception:
 - ◉ The children are in groups of 13 where language structures are introduced and then used throughout the week in all areas of learning.

Aims

- ◉ We are aiming for the children to:
sit still and maintain attention

ensure there is always eye contact when speaking to someone

be focussed and able to respond appropriately with 1 or 2 word answers

listen to each other

expand their vocabulary

speak in simple or full sentences independently

begin to use language to tell stories

Story and Singing Sessions

- ◉ We group our children for story times with their key workers
- ◉ Stories need to have an interactive element to ensure they are participating
- ◉ We also enjoy singing sessions, where the children make choices for the songs to sing

Book Lending Library

- ◉ Stories are really important for children learning new vocabulary
 - ◉ Talking about stories and pictures develops language
 - ◉ All children have the option to borrow books
 - ◉ Nursery parents please sign them out and back in again
-
- ◉ Library books encourage reading for enjoyment
 - ◉ Reading encourages children to link letters to sounds



What you can do at home

- ◉ Face to face, eye contact
- ◉ Turn off TV - it is passive, no turn taking
- ◉ Play with your child/talk to them
- ◉ Dummies are only for sleeping time
- ◉ Follow child's lead, respond and give time for them to respond
- ◉ Play listening games
- ◉ Sing with them
- ◉ Read with them
- ◉ Ask them questions

Developing your Child's Vocabulary

Help your child to use more words by adding to what they've said, e.g. If they said 'ball' you might say, 'Yes, a red ball.'

If your child says something incorrectly, say it back the right way, e.g. 'Goggy bited it.' 'Yes, the dog bit it, didn't he?'

Talking develops your child's social skills and good relationships.

It will help your child become a good reader and writer, because language skills form the foundation for literacy.

Ages and Stages Leaflets

- ◉ Leaflets that give you some ideas of where your child should be in terms of their speaking and listening skills
- ◉ Also some tips to help you at home
- ◉ Please help yourself to each of the leaflets



Impact

- ◉ The children will be more confident in speaking in conversations with staff as well as peers
- ◉ High expectations from everyone means that children will become better communicators
- ◉ Ensures interaction with staff each day especially for the quieter children
- ◉ Smaller groups mean all children get a turn
- ◉ EAL children are less dependent on each other in free play
- ◉ Increase their reading and writing skills
- ◉ **There is a lot more chatter!**